

SHARP MODEL 210SLV 7" SWIVEL HEAD BANDSAW






- Gear-driven 1.5Hp DC Variable speed motor
- Simply dial your desired blade speed
- Heavy 3/4" blade with double roller guides
- Quick lever tightened vise
- Perfectly balanced saw head for constant feed rates

SHARP MODEL 210SLV 7" SWIVEL HEAD BANDSAW



CUTTING CAPACITY

°	inch			
90°		6 7/8"	6 7/8"	8 5/16" x 4"
45°		4 7/8"	4 3/8"	
60°		3"	2 7/16"	

604 986 3221

Dial-controlled variable speed



- Heavy 3/4" blade with double roller blade guides (coolant is forced through both infeed and outfeed guides)
- Quick lever tightened vise

Dual cutting control:

- Gravity self feeding*, hydraulically controlled with auto shut-off
- manually activated and counter balanced for rapid cutting of smaller or delicate workpieces

*feeding rate is constant from start to finish and does not accelerate as saw head descends

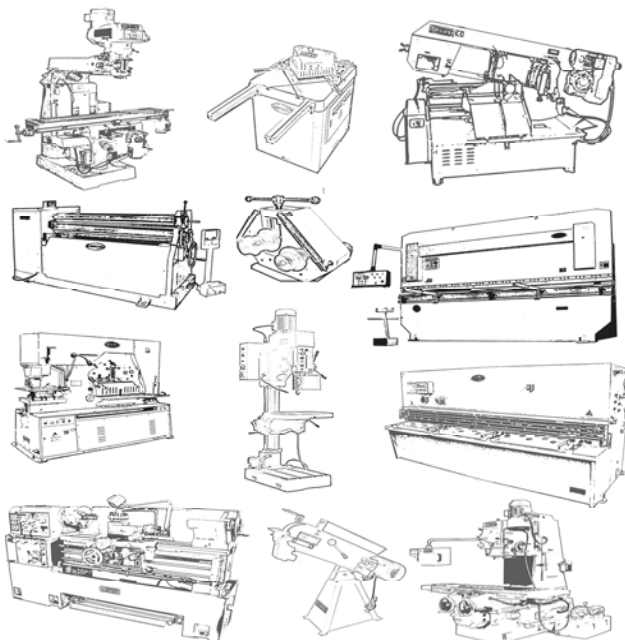
Weight: 320 lbs

1.5HP 115V 1PH

Sharp

MACHINE TOOLS

Proudly providing North American Representation for:



Head office for direct North American sales and Worldwide export:

Sharp Industries Ltd
1422 Pemberton Avenue
North Vancouver BC Canada V7P2S1
Telephone 604 986 3221 Fax 604 988 9562

Sharp machine tools

Toll-free 1 877 986 3221
Email
sales@sharpmachinetools.com